

Scaled data based on original data using
LM-79-08 Approved Method: Electrical and Photometric Measurements of Solid-
State Lighting Products

Test Report Prepared for
Cooper Lighting Solutions
(formerly Eaton)

Brand: STREETWORKS

Report Number: P524224

Luminaire Tested: **IFLD-S-SA3C-950-U-66**

Issue Date: 05/27/2021



Test Information

Test Method: LM-79-08
Report Number: P524224
Test Lab: INNOVATION CENTER(G2)
Issue Date: 05/27/2021
Manufacturer: COOPER LIGHTING SOLUTIONS (FORMERLY EATON)
Product Line: STREETWORKS
Catalog Number: IFLD-S-SA3C-950-U-66
Description: Infrastructure Flood – Middle Tier Light Square Luminaire w/ 66 distribution lens
Light Source: (48) 5000K CCT, 90 CRI LEDS
Ballast/Driver: ELECTRONIC DRIVER

Summary

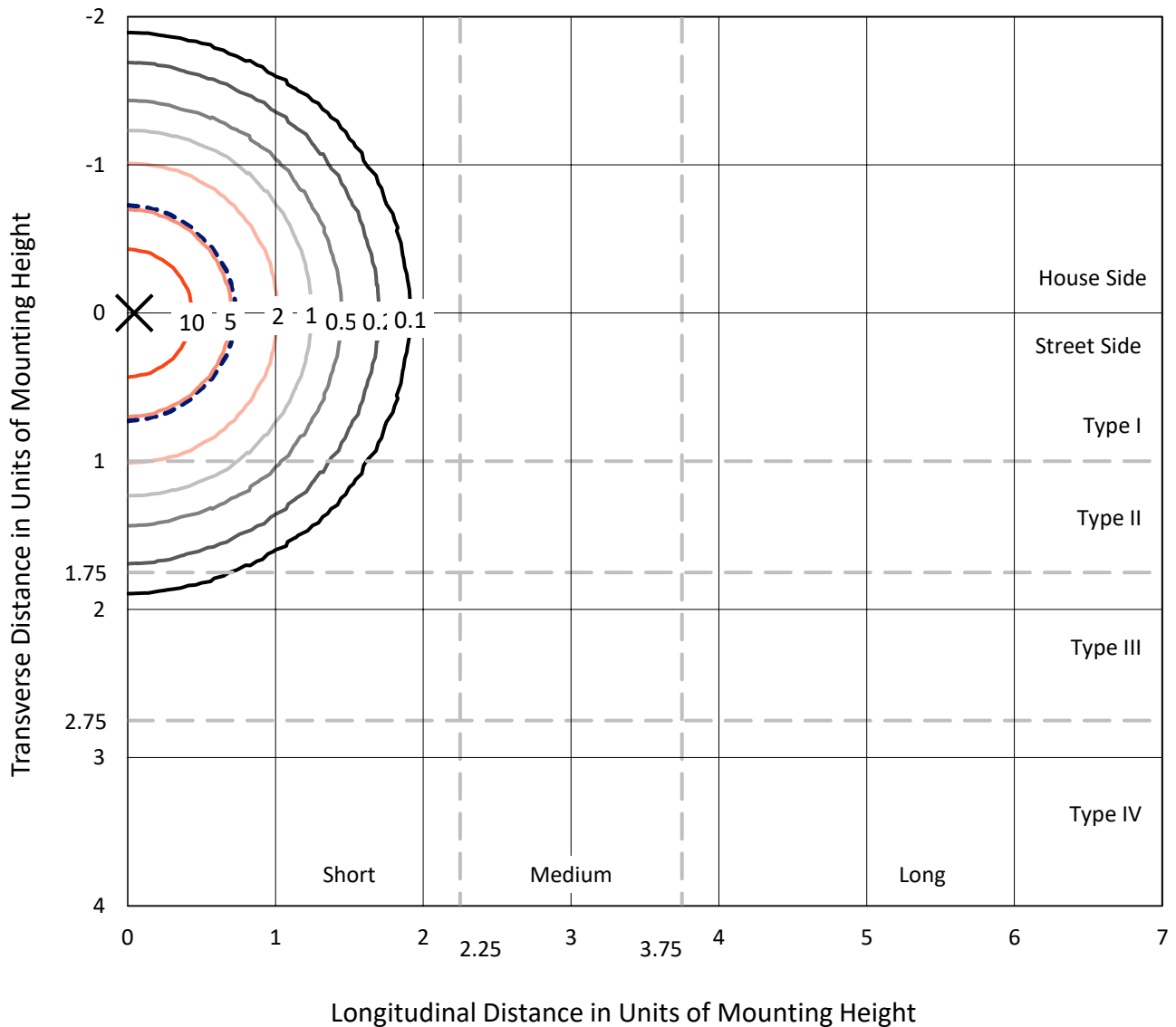
Lumens per Lamp: N/A
Luminaire Lumens: 15881.1 lumens
Efficiency: N/A
Efficacy: 98.8 lumens/watt
Luminous Opening: Rectangular (W 1' x L: 0.5' x H: 0')
IES Classification: Type V - Short
BUG Rating: B4 - U0 - G1

Input Watts (W): 160.8
Input Voltage (V): 120
Input Current (Ain): NR
Voltage Rise (V): NR
Power Factor: NR
Total Harmonic Distortion (THDi): NR
Frequency (hertz): 60
Stabilization Time: NR
Operation Time: NR
Ambient Temperature (°C): NR
Test Distance: 24 FT

REPORT NUMBER: P524224
 CATALOG NUMBER: IFLD-S-SA3C-950-U-66

Iso-Footcandle Lines of Horizontal Illumination

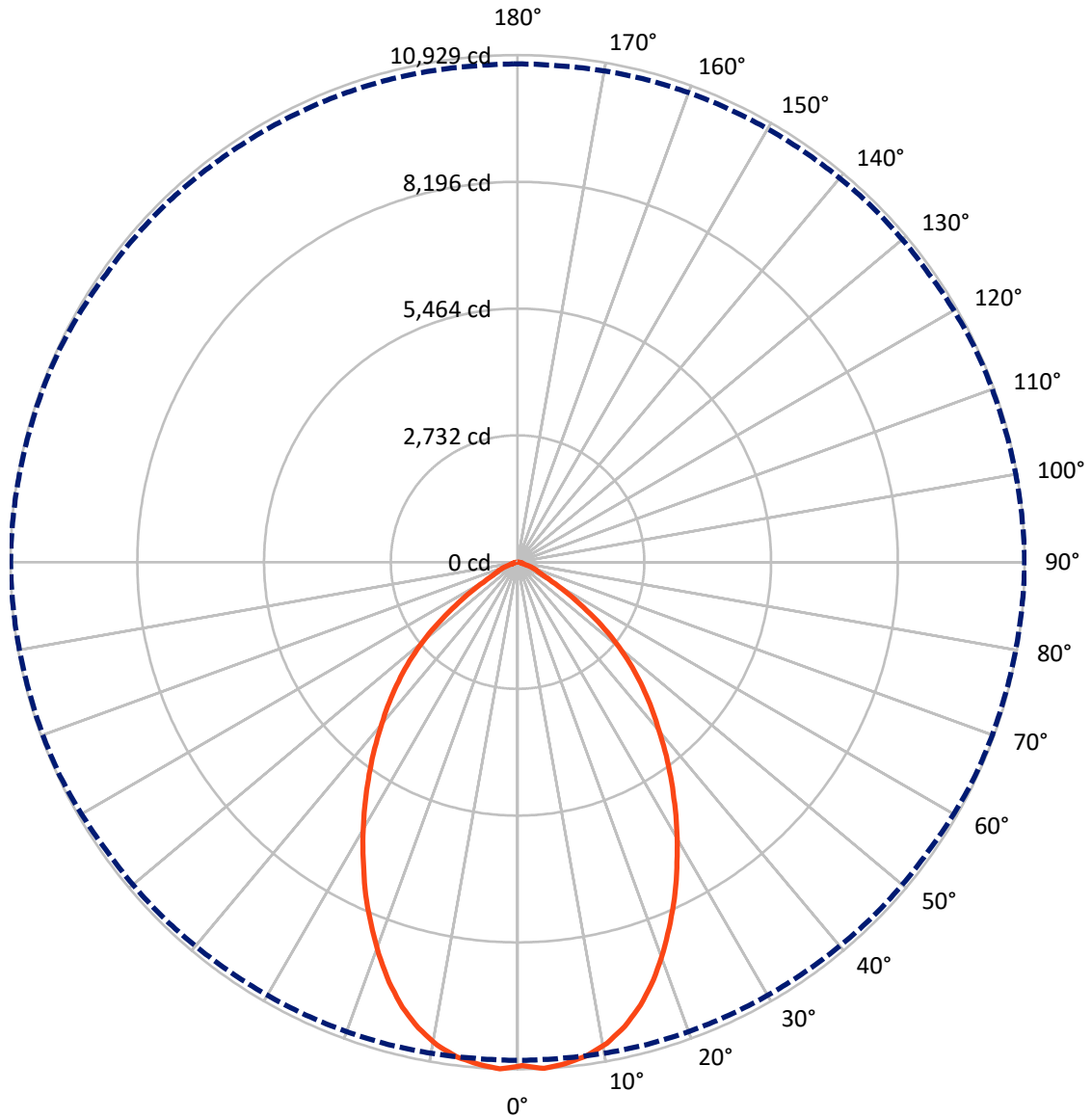
× Max cd
 - - - 1/2 Max cd



Based on 25 foot mounting height. Maximum calculated value = 17.4 fc
 Type V - Short - N/A

REPORT NUMBER: P524224
CATALOG NUMBER: IFLD-S-SA3C-950-U-66

Luminous Intensity Polar Plot



— Vertical Plane Through 90-Deg Lateral - - - Horizontal Cone Through 2.5-Deg Vertical

REPORT NUMBER: P524224

CATALOG NUMBER: IFLD-S-SA3C-950-U-66

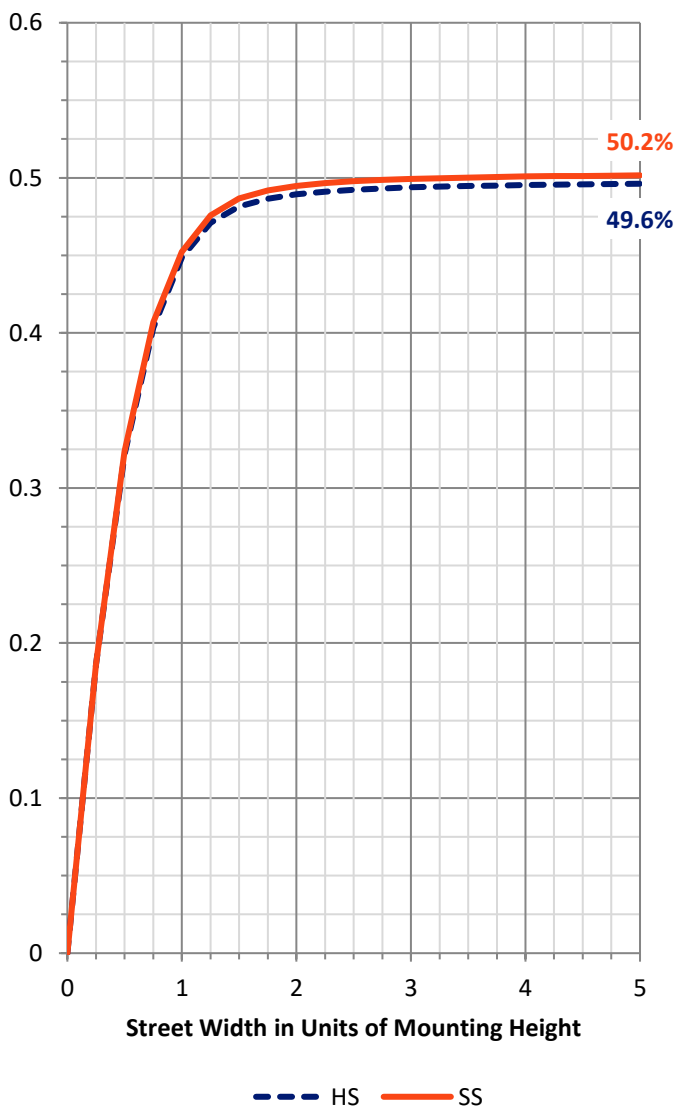
FLUX DISTRIBUTION:

		Downward	Upward	Total
House Side	Lumens	7940.6	0.0	7940.6
	% Fixture	50.0	0.0	50.0
Street Side	Lumens	7940.6	0.0	7940.6
	% Fixture	50.0	0.0	50.0
Total	Lumens	15881.1	0.0	15881.1
	% Fixture	100.0	0.0	100.0

ZONAL LUMENS:

Zone	Lumens	% Fixture
0°-10°	1019.0	6.4
10°-20°	2738.2	17.2
20°-30°	3542.7	22.3
30°-40°	3493.9	22.0
40°-50°	2826.7	17.8
50°-60°	1539.1	9.7
60°-70°	487.6	3.1
70°-80°	188.7	1.2
80°-90°	45.1	0.3
90°-100°	0.0	0.0
100°-110°	0.0	0.0
110°-120°	0.0	0.0
120°-130°	0.0	0.0
130°-140°	0.0	0.0
140°-150°	0.0	0.0
150°-160°	0.0	0.0
160°-170°	0.0	0.0
170°-180°	0.0	0.0
0°-90°	15881.1	100.0
0°-180°	15881.1	100.0

Coefficient of Utilization



REPORT NUMBER: P524224

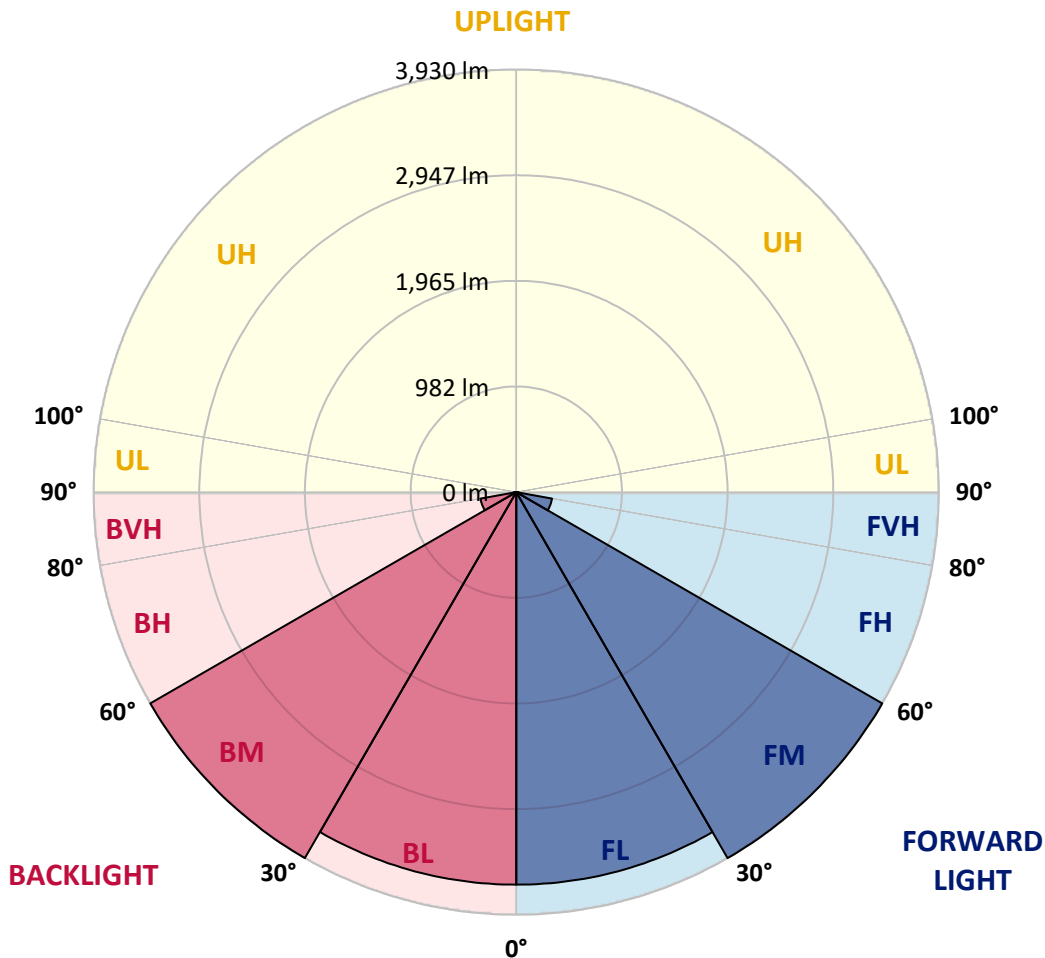
CATALOG NUMBER: IFLD-S-SA3C-950-U-66

LUMINAIRE CLASSIFICATION SYSTEM LUMEN TABLE AND BUG RATING:

Zone	Lumens	% Fixture	Zone Rating/Lumen Limit		
			B	U	G
FL (0°-30°)	3650.0	23.0			
FM (30°-60°)	3929.9	24.7			
FH (60°-80°)	338.2	2.1			G0/660
FVH (80°-90°)	22.6	0.1			G1/100
BL (0°-30°)	3650.0	23.0	B4/5000		
BM (30°-60°)	3929.9	24.7	B3/5000		
BH (60°-80°)	338.2	2.1	B1/500		G0/660
BVH (80°-90°)	22.6	0.1			G1/100
UL (90°-100°)	0.0	0.0		U0/0	
UH (100°-180°)	0.0	0.0		U0/0	

BUG Rating: B4-U0-G1

Type V Short





REPORT NUMBER: P524224
 CATALOG NUMBER: IFLD-S-SA3C-950-U-66

CANDELA DISTRIBUTION (FULL):

	0°	5°	15°	25°	35°	45°	55°	65°	75°	85°	90°
0°	10855.2	10855.2	10855.2	10855.2	10855.2	10855.2	10855.2	10855.2	10855.2	10855.2	10855.2
2.5°	10738.1	10735.8	10763.4	10774.9	10788.6	10816.2	10825.3	10885.0	10891.9	10914.8	10928.6
5°	10719.8	10710.6	10738.1	10742.7	10758.8	10763.4	10777.1	10818.4	10813.9	10848.3	10855.2
7.5°	10621.1	10609.7	10632.6	10637.2	10660.1	10653.2	10676.2	10706.0	10706.0	10731.3	10742.7
10°	10400.9	10398.6	10421.5	10423.8	10455.9	10449.0	10485.7	10492.6	10511.0	10529.3	10550.0
12.5°	10137.0	10107.2	10137.0	10125.5	10169.1	10143.9	10194.4	10210.4	10219.6	10251.7	10267.8
15°	9797.4	9760.7	9781.3	9769.9	9797.4	9765.3	9818.1	9850.2	9861.7	9893.8	9909.8
17.5°	9343.1	9313.3	9317.9	9301.8	9320.2	9294.9	9345.4	9395.9	9411.9	9446.4	9469.3
20°	8771.8	8771.8	8774.1	8760.3	8776.4	8751.1	8783.2	8861.3	8877.3	8923.2	8962.2
22.5°	8214.2	8214.2	8221.1	8202.7	8207.3	8195.9	8230.3	8306.0	8331.2	8379.4	8427.6
25°	7679.6	7670.4	7675.0	7659.0	7640.6	7645.2	7686.5	7734.7	7789.7	7851.7	7888.4
27.5°	7170.2	7181.7	7154.2	7142.7	7128.9	7103.7	7151.9	7211.5	7250.5	7301.0	7319.4
30°	6626.4	6649.4	6628.7	6619.6	6585.1	6553.0	6603.5	6663.2	6702.2	6750.3	6771.0
32.5°	6142.3	6135.4	6117.1	6096.4	6062.0	6036.8	6057.4	6126.2	6156.1	6206.6	6213.4
35°	5623.8	5619.2	5607.7	5566.4	5554.9	5525.1	5543.5	5603.1	5626.1	5655.9	5678.8
37.5°	5116.7	5100.6	5096.0	5080.0	5059.3	5052.4	5052.4	5084.6	5107.5	5137.3	5160.3
40°	4614.2	4618.8	4605.0	4591.2	4584.4	4575.2	4577.5	4595.8	4614.2	4628.0	4641.7
42.5°	4159.9	4134.6	4125.5	4111.7	4118.6	4130.1	4104.8	4132.3	4155.3	4155.3	4185.1
45°	3639.0	3650.5	3655.1	3678.0	3678.0	3666.6	3657.4	3671.2	3694.1	3691.8	3721.6
47.5°	3184.7	3171.0	3182.4	3216.9	3246.7	3251.3	3223.7	3230.6	3237.5	3226.0	3253.6
50°	2686.8	2691.4	2689.1	2741.9	2801.6	2780.9	2760.3	2767.1	2764.8	2764.8	2769.4
52.5°	2145.3	2156.8	2143.0	2218.8	2283.0	2266.9	2253.2	2253.2	2264.6	2262.4	2260.1
55°	1652.0	1647.4	1617.6	1654.3	1711.7	1714.0	1693.3	1702.5	1714.0	1725.4	1723.2
57.5°	1229.8	1216.1	1174.8	1177.1	1241.3	1257.4	1239.0	1236.7	1250.5	1255.1	1280.3
60°	828.3	826.0	789.3	787.0	812.2	855.8	835.2	835.2	839.8	846.7	853.5
62.5°	566.7	571.3	557.6	555.3	559.9	596.6	594.3	592.0	589.7	598.9	596.6
65°	445.1	447.4	442.8	442.8	445.1	461.2	477.3	479.5	481.8	484.1	481.8
67.5°	357.9	360.2	355.6	360.2	360.2	362.5	385.5	394.6	396.9	396.9	394.6
70°	275.3	284.5	289.1	289.1	289.1	289.1	305.2	316.6	314.3	300.6	286.8
72.5°	137.7	167.5	231.7	234.0	231.7	229.4	238.6	250.1	247.8	174.4	130.8
75°	91.8	98.7	181.3	190.4	188.1	179.0	188.1	201.9	197.3	112.4	107.8
77.5°	52.8	57.4	121.6	140.0	151.4	130.8	149.1	162.9	156.0	91.8	89.5
80°	41.3	39.0	87.2	107.8	103.3	82.6	121.6	130.8	119.3	68.8	62.0
82.5°	25.2	25.2	57.4	82.6	75.7	48.2	84.9	101.0	89.5	50.5	45.9
85°	13.8	16.1	27.5	41.3	43.6	32.1	45.9	55.1	55.1	32.1	32.1
87.5°	6.9	6.9	9.2	9.2	11.5	13.8	13.8	16.1	11.5	9.2	9.2
90°	0.0	0.0	0.0	0.0	0.0	0.0	0.0	0.0	0.0	0.0	0.0

(END OF REPORT)